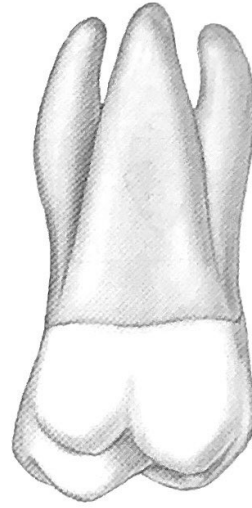
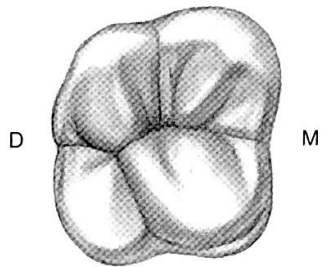


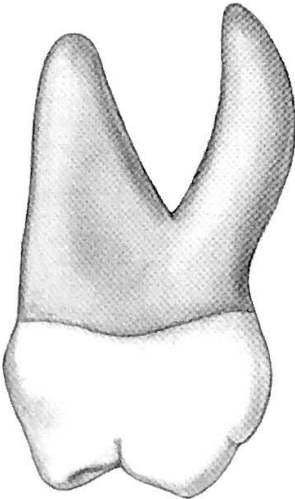
Buccal



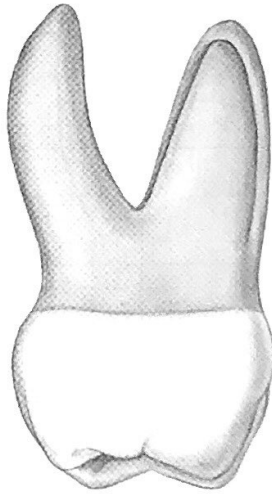
Lingual



Occlusal




Mesial

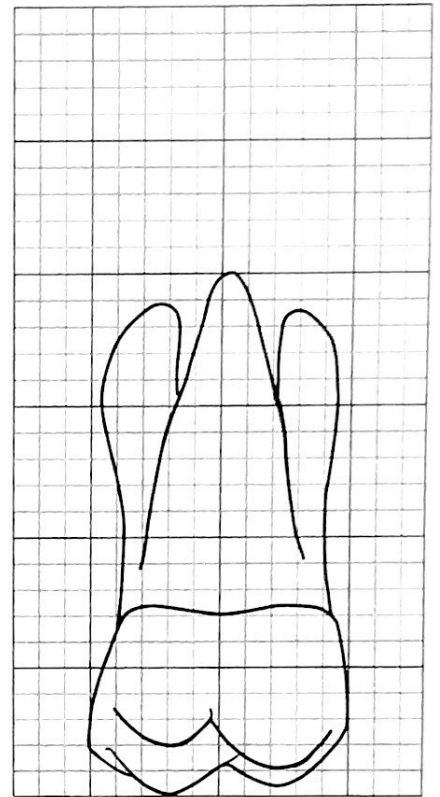


Distal

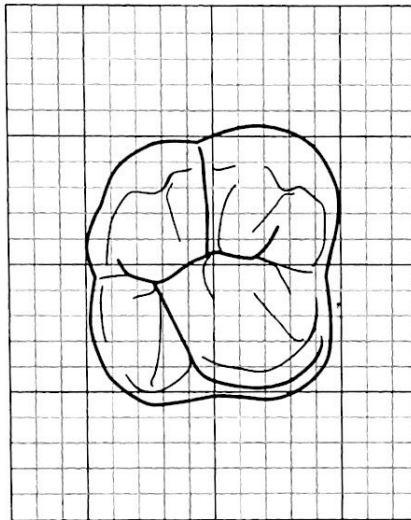
Various Views of a Permanent Maxillary Right First Molar



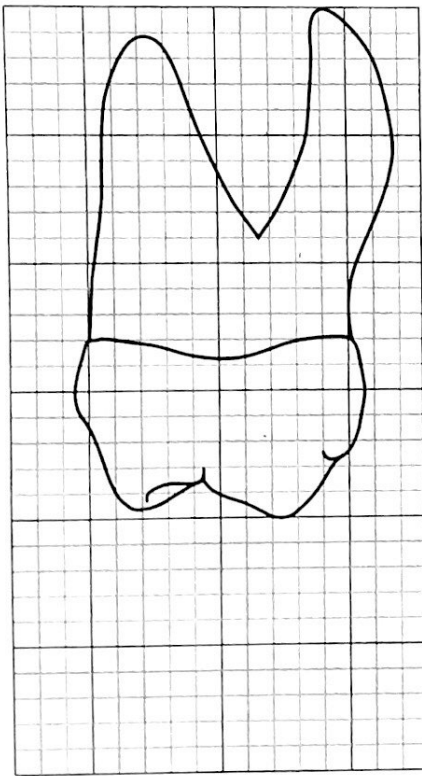
Buccal



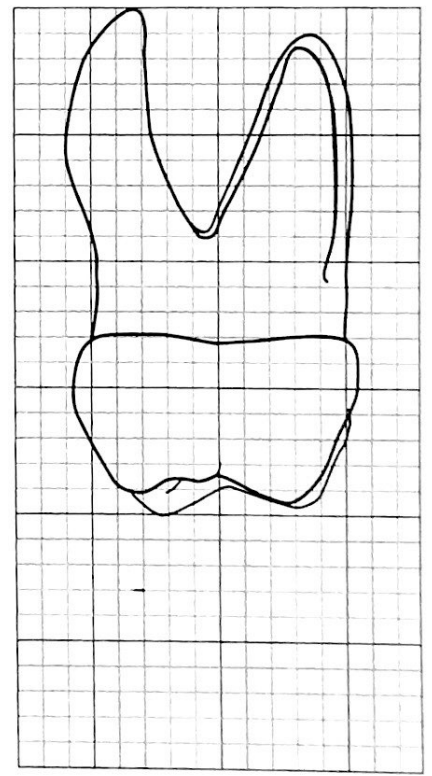
Lingual



Occlusal




Mesial



Distal

Various Outline Views of a Permanent Maxillary Right First Molar



Name _____

Tooth Number/Name _____

Date _____

Instructor Rating _____

DRAWING EVALUATION CHECKLIST

RATING SCALE

Fully Correct = 2 points

Major Error = 0 points

Minor Error = 1 point

Note: NA (non-appropriate)

SELF-EVALUATION RATING

Five Views	Clearly Drawn	Accurate Sizing	General Features Included	Specific Features Included
1. Facial View				
2. Lingual View				
3. Mesial View				
4. Distal View				
5. Incisal/ Occlusal View				

$$\text{Self-Evaluation Rating} = \frac{\text{Points received}}{\text{Points possible}} = \frac{\quad}{\quad} = \quad \%$$

INSTRUCTOR EVALUATION RATING

Five Views	Clearly Drawn	Accurate Sizing	General Features Included	Specific Features Included
1. Facial View				
2. Lingual View				
3. Mesial View				
4. Distal View				
5. Incisal/ Occlusal View				

$$\text{Instructor Evaluation Rating} = \frac{\text{Points received}}{\text{Points possible}} = \frac{\quad}{\quad} = \quad \%$$

DIMENSIONS OF PERMANENT MAXILLARY FIRST MOLAR*		
Cervico-incisal Length of Crown	Buccal: 7.0	Lingual: 6.0
Length of Root	Buccal: 12	Lingual: 13
Mesiodistal Diameter of Crown	10.0	
Mesiodistal Diameter of CEJ	8.0	
Buccolingual Diameter	11.0	
Buccolingual Diameter of CEJ	10.0	
Curvature of CEJ—Mesial	1.0	
Curvature of CEJ—Distal	0.0	

*In millimeters; adapted from Nelson SJ: *Wheeler's Dental Anatomy, Physiology, and Occlusions*, ed 9, WB Saunders, Philadelphia, 2009.

CHECKLIST FOR PERMANENT MAXILLARY FIRST MOLAR	
Features Noted	Features Present
Crown Features	
Four major cusps, with buccal cusps almost equal in height and fifth minor cusp of Carabelli associated with mesiolingual cusp and groove	
Buccal cervical ridge	
Mesiolingual cusp outline longer and larger, but not as sharp as distolingual cusp	
Occlusal table with prominent oblique ridge, marginal ridges and cusps, with tips, ridges, inclined planes, and grooves, fossae, pits	
Mesial contact is at junction of occlusal and middle thirds	
Distal contact at middle third	
Root Features	
Trifurcated roots with furcations, root trunks, and root concavities	
Divergent roots with furcations well removed from the CEJ	