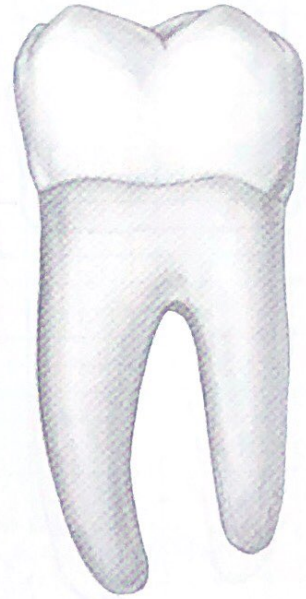
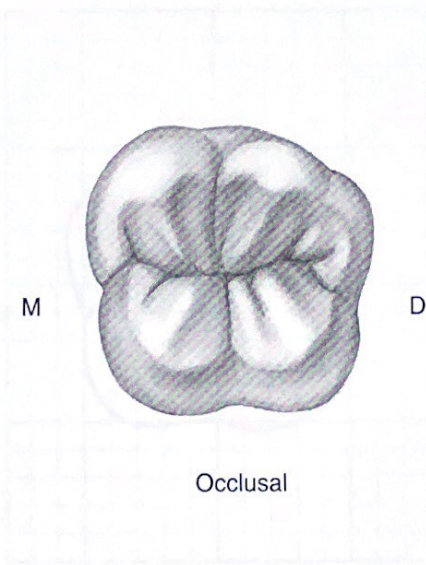


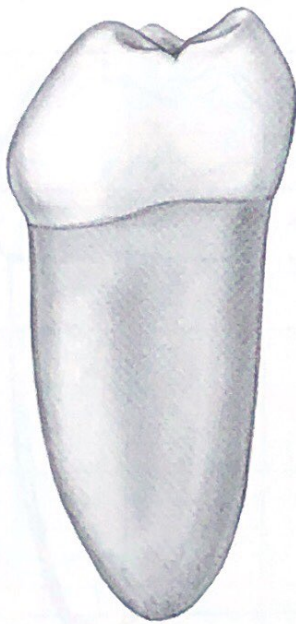
Buccal



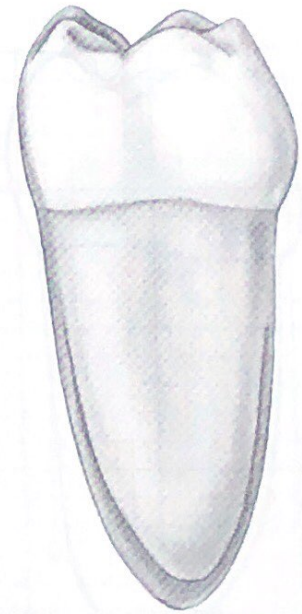
Lingual



Occlusal

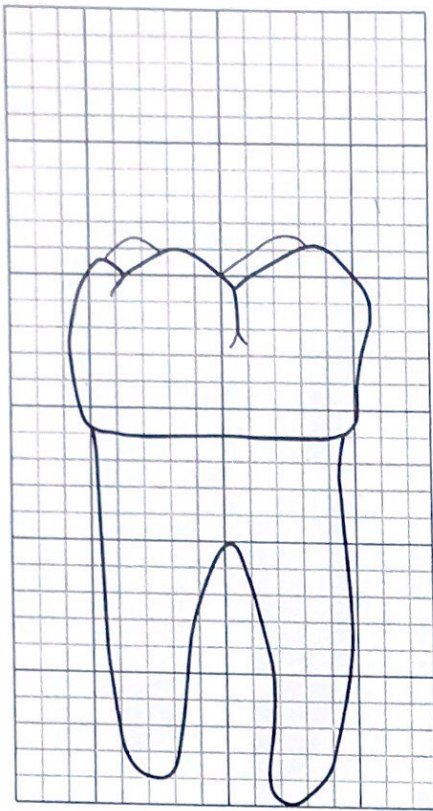


Mesial

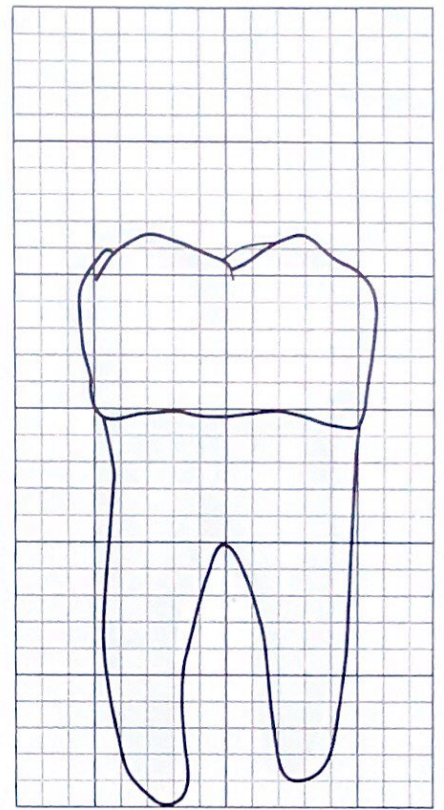


Distal

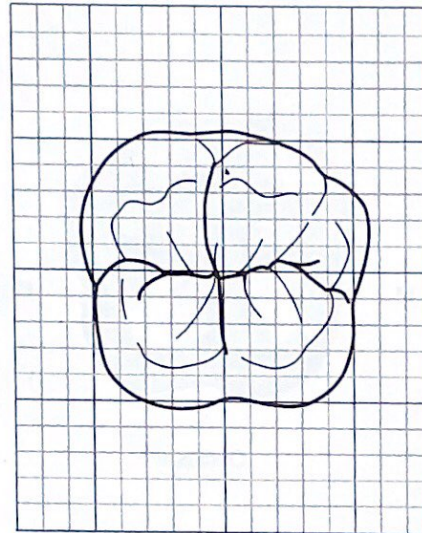
Various Views of a Permanent Mandibular Right First Molar



Buccal



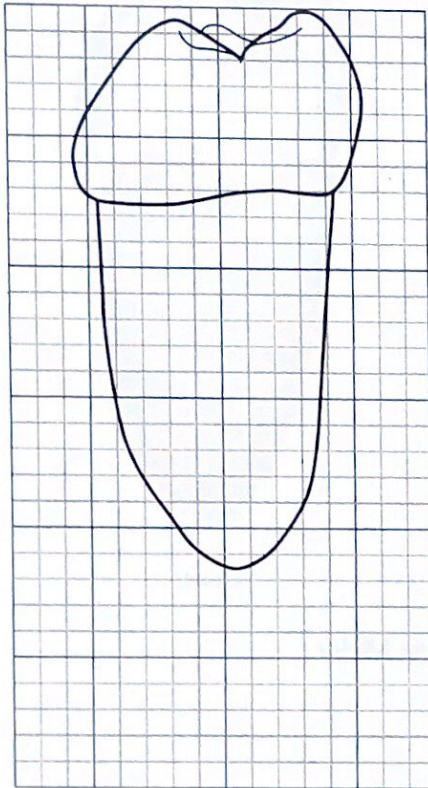
Lingual



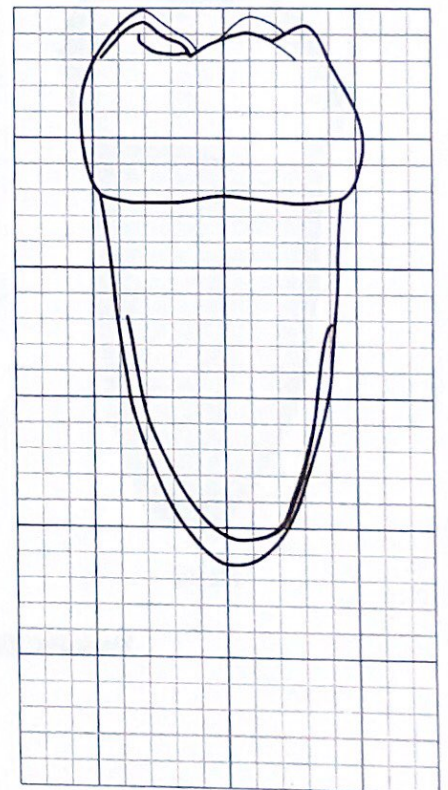
Occlusal

M

D



Mesial



Distal

Various Outline Views of a Permanent Mandibular Right First Molar

Name \_\_\_\_\_  
Date \_\_\_\_\_

Tooth Number/Name \_\_\_\_\_  
Instructor Rating \_\_\_\_\_

**DRAWING EVALUATION CHECKLIST**

**RATING SCALE**

Fully Correct = 2 points  
Minor Error = 1 point

Major Error = 0 points  
Note: NA (non-appropriate)

**SELF-EVALUATION RATING**

Five Views	Clearly Drawn	Accurate Sizing	General Features Included	Specific Features Included
1. Facial View				
2. Lingual View				
3. Mesial View				
4. Distal View				
5. Incisal/ Occlusal View				

$$\text{Self-Evaluation Rating} = \frac{\text{Points received}}{\text{Points possible}} = \frac{\quad}{\quad} = \quad\%$$

**INSTRUCTOR EVALUATION RATING**

Five Views	Clearly Drawn	Accurate Sizing	General Features Included	Specific Features Included
1. Facial View				
2. Lingual View				
3. Mesial View				
4. Distal View				
5. Incisal/ Occlusal View				

$$\text{Instructor Evaluation Rating} = \frac{\text{Points received}}{\text{Points possible}} = \frac{\quad}{\quad} = \quad\%$$

<b>DIMENSIONS OF PERMANENT MANDIBULAR FIRST MOLAR*</b>	
Cervico-incisal Length of Crown	7.5
Length of Root	14.0
Mesiodistal Diameter of Crown	11.0
Mesiodistal Diameter of CEJ	9.0
Buccolingual Diameter	10.5
Buccolingual Diameter of CEJ	9.0
Curvature of CEJ—Mesial	1.0
Curvature of CEJ—Distal	0.0

\*In millimeters; adapted from Nelson SJ: *Wheeler's Dental Anatomy, Physiology, and Occlusions*, ed 9, WB Saunders, Philadelphia, 2009.

<b>CHECKLIST FOR PERMANENT MANDIBULAR FIRST MOLAR</b>	
<b>Features Noted</b>	<b>Features Present</b>
<b>Crown Features</b>	
Five cusps with Y-shaped groove pattern and with buccal groove	
Buccal cervical ridge	
Distal cusp is smallest	
Occlusal table with marginal ridges and cusps, with tips, ridges, inclined planes, and grooves, fossae, pits	
Mesial and distal contact is at junction of occlusal and middle thirds	
<b>Root Features</b>	
Bifurcated roots with furcations, root trunks, and root concavities	
Divergent roots with furcations well removed from the CEJ	